

Scaled data based on original data using
LM-79-08 Approved Method: Electrical and Photometric Measurements of Solid-
State Lighting Products

Test Report Prepared for
Cooper Lighting Solutions
(formerly Eaton)

Brand: McGRAW-EDISON

Report Number: P385670

Luminaire Tested: **GWC-SA1B-727-U-T3-HSS**

Issue Date: 3/3/2020

Test Information

Test Method: LM-79-08
Report Number: P385670
TEST IS SCALED FROM IESNA LM-79-08 TEST DATA (G2-1903-205-15)
Test Lab: INNOVATION CENTER
Issue Date: 3/3/2020
Manufacturer: COOPER LIGHTING SOLUTIONS (FORMERLY EATON)
Product Line: MCGRAW-EDISON
Catalog Number: GWC-SA1B-727-U-T3-HSS
Description: GALLEON WALL LUMINAIRE
(1) 70 CRI, 2700K, 800mA LIGHTSQUARE WITH 16 LEDS AND TYPE III OPTICS
WITH HOUSE SIDE SHIELD
Light Source: -
Ballast/Driver: ELECTRONIC DRIVER

Summary

Lumens per Lamp: N/A
Luminaire Lumens: 3721 lumens
Efficiency: N/A
Efficacy: 84.6 lumens/watt
Luminous Opening: Rectangular (W 0.5' x L: 0.5' x H: 0')
IES Classification: Type III - Short
BUG Rating: B1 - U0 - G1

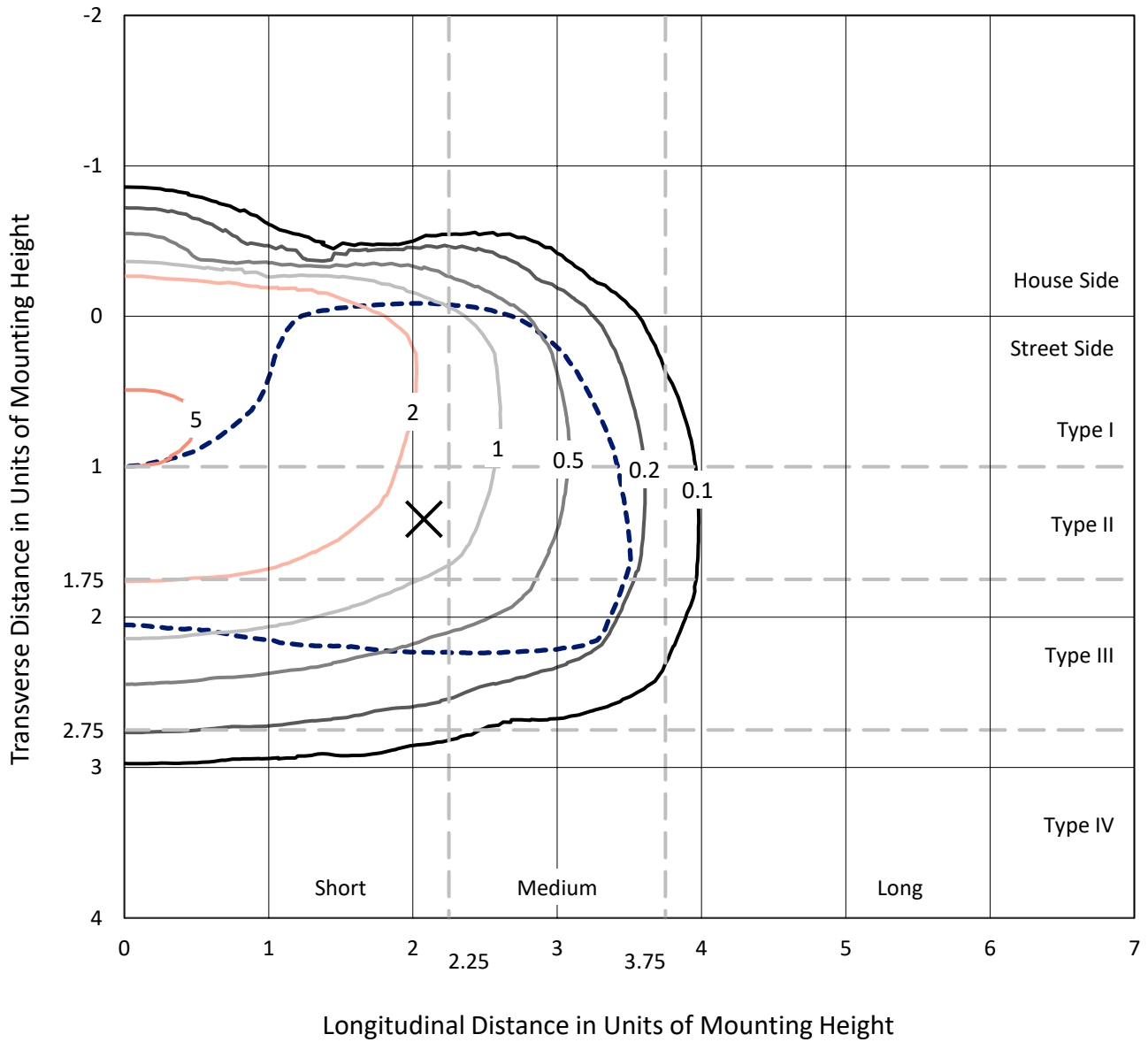
Input Watts (W): 44
Input Voltage (V): NR
Input Current (Ain): NR
Voltage Rise (V): NR
Power Factor: NR
Total Harmonic Distortion (THDi): NR
Frequency (hertz): 60
Stabilization Time: NR
Operation Time: NR
Ambient Temperature (°C): NR
Test Distance: 24 FT



REPORT NUMBER: P385670
 CATALOG NUMBER: GWC-SA1B-727-U-T3-HSS

Iso-Footcandle Lines of Horizontal Illumination

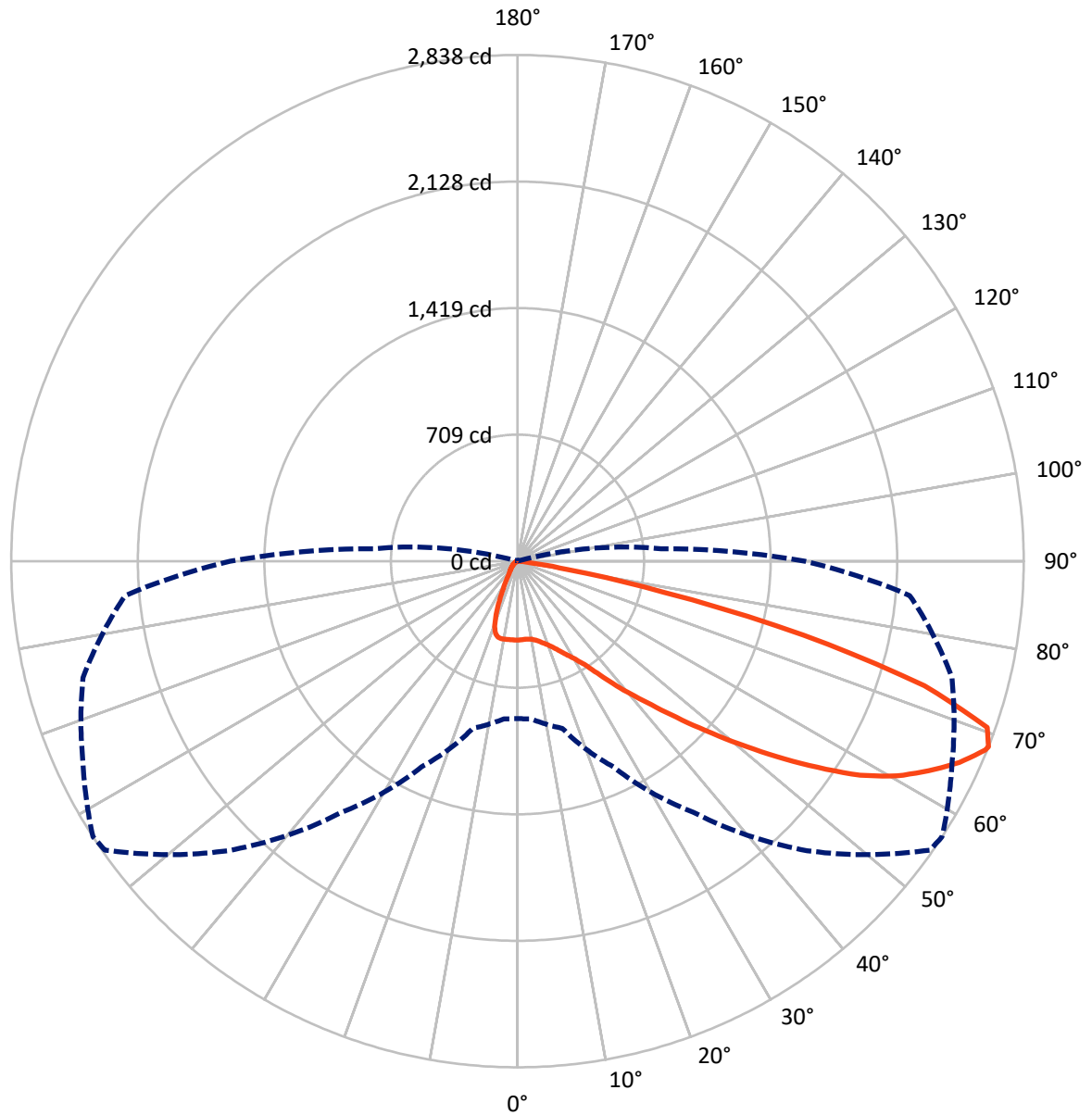
✕ Max cd
 - - - 1/2 Max cd



Based on 10 foot mounting height. Maximum calculated value = 5.7 fc
 Type III - Short - N/A

REPORT NUMBER: P385670
CATALOG NUMBER: GWC-SA1B-727-U-T3-HSS

Luminous Intensity Polar Plot



— Vertical Plane Through 57-Deg Lateral - - - Horizontal Cone Through 68-Deg Vertical

REPORT NUMBER: P385670

CATALOG NUMBER: GWC-SA1B-727-U-T3-HSS

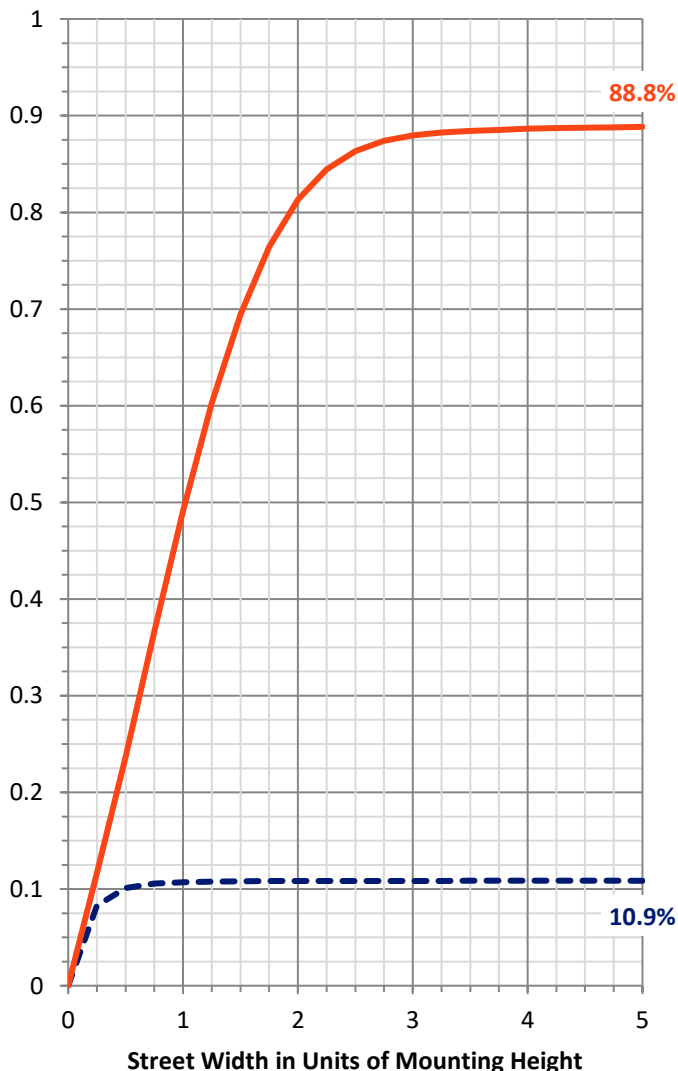
FLUX DISTRIBUTION:

		Downward	Upward	Total
House Side	Lumens	408.0	0.0	408.0
	% Fixture	11.0	0.0	11.0
Street Side	Lumens	3313.0	0.0	3313.0
	% Fixture	89.0	0.0	89.0
Total	Lumens	3721.0	0.0	3721.0
	% Fixture	100.0	0.0	100.0

ZONAL LUMENS:

Zone	Lumens	% Fixture
0°-10°	41.4	1.1
10°-20°	114.7	3.1
20°-30°	197.8	5.3
30°-40°	341.4	9.2
40°-50°	584.0	15.7
50°-60°	934.3	25.1
60°-70°	1079.5	29.0
70°-80°	412.5	11.1
80°-90°	15.5	0.4
90°-100°	0.0	0.0
100°-110°	0.0	0.0
110°-120°	0.0	0.0
120°-130°	0.0	0.0
130°-140°	0.0	0.0
140°-150°	0.0	0.0
150°-160°	0.0	0.0
160°-170°	0.0	0.0
170°-180°	0.0	0.0
0°-90°	3721.0	100.0
0°-180°	3721.0	100.0

Coefficient of Utilization



REPORT NUMBER: P385670

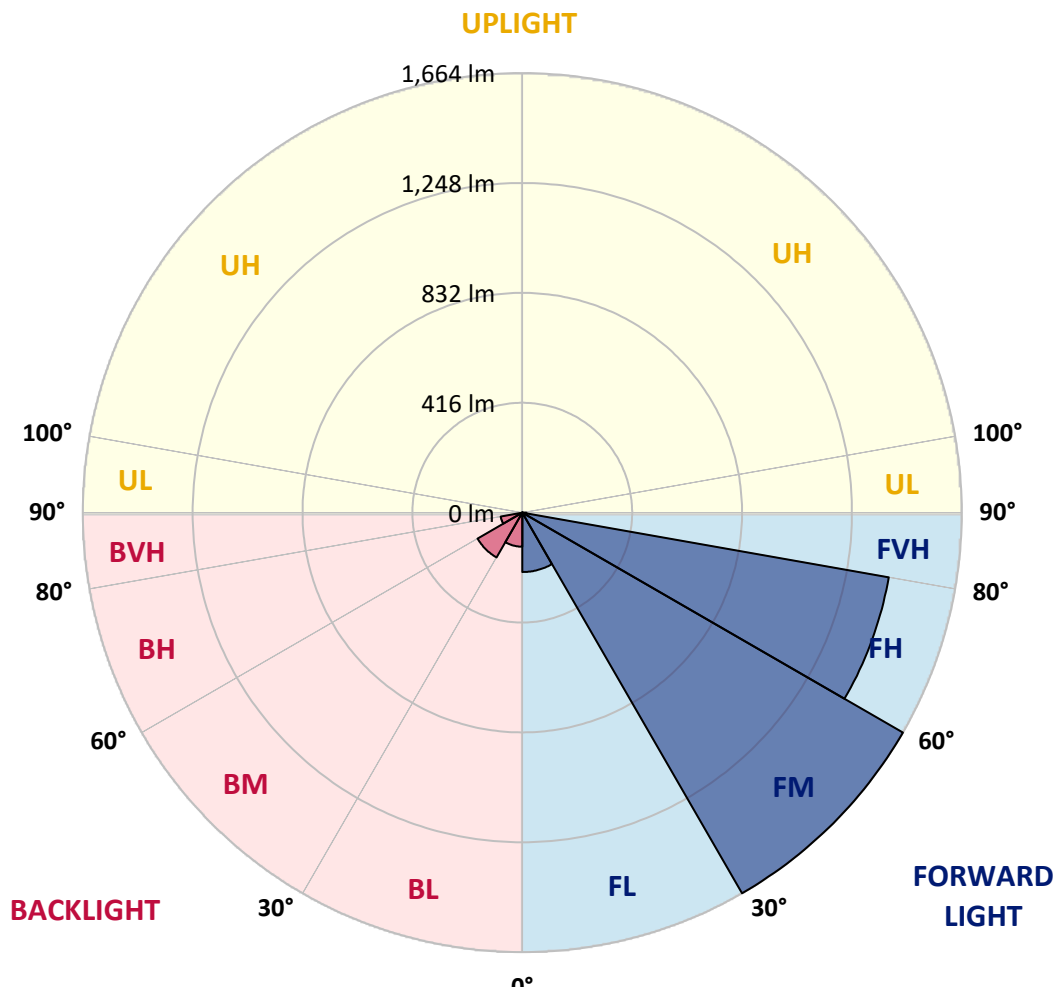
CATALOG NUMBER: GWC-SA1B-727-U-T3-HSS

LUMINAIRE CLASSIFICATION SYSTEM LUMEN TABLE AND BUG RATING:

Zone	Lumens	% Fixture	Zone Rating/Lumen Limit		
			B	U	G
FL (0°-30°)	224.9	6.0			
FM (30°-60°)	1664.0	44.7			
FH (60°-80°)	1408.9	37.9			G1/1800
FVH (80°-90°)	15.2	0.4			G1/100
BL (0°-30°)	129.0	3.5	B1/500		
BM (30°-60°)	195.7	5.3	B0/220		
BH (60°-80°)	83.1	2.2	B0/110		G0/110
BVH (80°-90°)	0.3	0.0			G0/10
UL (90°-100°)	0.0	0.0		U0/0	
UH (100°-180°)	0.0	0.0		U0/0	

BUG Rating: B1-U0-G1

Type III Short





REPORT NUMBER: P385670
 CATALOG NUMBER: GWC-SA1B-727-U-T3-HSS

CANDELA DISTRIBUTION (FULL):

	0°	5°	15°	25°	35°	45°	55°	57°	65°	75°	85°
0°	442.2	442.2	442.2	442.2	442.2	442.2	442.2	442.2	442.2	442.2	442.2
2.5°	431.8	433.7	435.1	436.0	437.1	439.3	440.0	441.1	441.6	441.6	442.9
5°	414.7	416.8	419.8	422.3	427.2	433.5	438.1	439.9	443.0	445.8	447.4
7.5°	398.9	401.3	404.9	410.7	419.1	429.3	438.8	441.3	447.4	453.4	456.4
10°	388.7	390.6	395.2	403.4	414.5	428.8	442.2	445.1	455.7	465.7	471.4
12.5°	385.1	386.9	391.7	401.0	414.7	431.4	449.9	454.3	469.8	484.4	492.3
15°	390.2	390.6	395.7	404.5	418.0	437.9	462.7	468.0	487.5	506.5	516.4
17.5°	410.0	408.4	411.0	414.9	425.6	446.6	476.3	484.2	510.2	532.6	541.9
20°	459.2	459.2	453.2	442.7	442.9	459.9	494.6	503.6	535.4	561.3	569.7
22.5°	543.5	541.9	530.0	504.1	480.3	483.0	516.9	528.5	565.7	593.3	596.1
25°	644.8	642.9	624.4	588.0	546.8	520.3	547.2	560.6	601.7	626.2	620.4
27.5°	752.2	750.6	732.3	687.1	628.5	579.7	583.3	595.9	638.5	662.6	644.1
30°	856.2	856.7	838.6	792.1	725.8	655.6	629.0	636.4	674.2	698.7	672.3
32.5°	955.0	955.7	940.1	888.2	826.2	743.7	692.3	690.4	715.7	739.9	709.6
35°	1043.2	1044.9	1034.2	993.9	928.3	841.9	774.5	769.9	774.7	802.0	766.8
37.5°	1128.2	1129.2	1121.1	1087.2	1032.3	949.8	878.3	871.8	861.6	882.5	842.3
40°	1221.2	1218.6	1209.3	1178.5	1131.3	1068.9	989.9	978.6	960.8	979.5	941.5
42.5°	1307.8	1304.8	1306.4	1271.6	1231.8	1191.3	1119.9	1100.5	1090.2	1111.6	1063.2
45°	1416.0	1414.4	1419.7	1389.4	1357.2	1327.9	1268.9	1247.8	1243.2	1268.4	1210.5
47.5°	1522.8	1526.7	1543.0	1530.2	1517.2	1491.3	1426.7	1417.2	1420.1	1450.5	1365.9
50°	1611.8	1616.4	1661.3	1676.1	1694.9	1679.8	1615.0	1609.2	1620.3	1647.7	1533.0
52.5°	1676.2	1685.6	1741.3	1809.4	1878.1	1888.3	1823.7	1818.4	1833.4	1837.6	1662.2
55°	1720.9	1729.2	1792.4	1916.9	2056.6	2100.6	2060.5	2040.1	2037.3	1995.6	1798.0
57.5°	1728.8	1728.0	1818.8	1986.4	2196.7	2310.2	2284.8	2264.8	2207.1	2141.6	1953.7
60°	1684.2	1689.3	1794.7	2010.5	2284.7	2468.7	2470.6	2444.6	2354.7	2283.6	2104.7
62.5°	1546.6	1567.3	1673.8	1947.4	2283.6	2532.6	2606.8	2586.9	2479.4	2399.9	2257.7
65°	1323.5	1330.9	1432.4	1731.0	2129.3	2505.8	2729.5	2722.1	2591.9	2512.9	2336.4
67.5°	966.5	950.5	1057.1	1363.1	1802.7	2349.9	2817.4	2826.8	2678.6	2536.1	2252.6
68°	882.0	886.8	969.8	1272.1	1717.2	2294.9	2823.2	2837.5	2687.2	2521.0	2206.9
70°	525.7	534.9	608.9	875.9	1306.4	1983.3	2760.6	2793.1	2635.9	2364.9	1908.8
72.5°	134.2	145.2	215.2	392.0	746.2	1397.4	2330.4	2385.5	2288.5	1918.5	1288.6
75°	55.2	58.1	76.9	129.1	278.0	629.5	1536.0	1653.9	1586.5	1148.6	582.4
77.5°	38.2	40.1	49.4	71.6	120.3	213.4	753.0	838.2	755.2	392.0	127.0
80°	27.4	29.0	35.4	47.7	69.1	76.2	245.4	283.8	225.4	86.0	31.5
82.5°	16.4	17.6	26.4	34.0	42.1	36.4	61.1	69.3	65.3	42.8	14.1
85°	8.1	9.5	17.8	24.3	22.7	15.3	18.7	20.8	25.7	26.0	7.6
87.5°	0.5	1.1	10.4	14.6	6.3	3.5	5.5	6.7	9.1	12.8	3.2
90°	0.0	0.0	0.0	0.0	0.0	0.0	0.0	0.0	0.0	0.0	0.0



REPORT NUMBER: P385670
 CATALOG NUMBER: GWC-SA1B-727-U-T3-HSS

CANDELA DISTRIBUTION (continued):

	90°	95°	105°	115°	125°	135°	145°	155°	165°	175°	180°
0°	442.2	442.2	442.2	442.2	442.2	442.2	442.2	442.2	442.2	442.2	442.2
2.5°	443.4	443.6	442.3	441.8	442.2	440.0	439.2	439.5	439.5	440.0	439.2
5°	447.8	447.8	445.7	442.9	441.3	437.2	434.6	433.9	433.4	433.0	432.3
7.5°	457.3	456.2	452.5	446.4	441.1	432.3	425.6	422.1	420.3	419.6	419.1
10°	472.6	470.7	464.5	453.1	440.9	425.3	410.7	400.3	391.7	388.1	386.0
12.5°	493.2	490.4	480.0	461.0	439.7	410.8	379.2	348.7	320.4	308.8	303.0
15°	516.9	512.9	496.5	467.7	432.5	378.3	309.5	256.2	216.9	202.2	195.8
17.5°	541.0	535.8	510.9	471.9	410.8	310.9	217.1	164.0	137.8	130.7	128.3
20°	565.3	557.6	523.4	468.7	361.9	224.2	143.2	119.8	112.3	110.1	109.4
22.5°	588.4	576.4	534.7	456.4	286.6	150.4	113.3	105.9	103.5	102.2	101.9
25°	608.4	591.7	544.6	418.4	202.9	113.7	102.0	99.6	96.4	94.1	94.3
27.5°	627.2	607.0	550.5	355.8	135.3	97.1	94.5	91.1	85.3	82.0	82.0
30°	649.9	627.4	554.9	273.8	99.6	85.9	83.8	78.6	70.7	66.3	66.3
32.5°	684.1	658.4	552.1	192.1	82.5	75.5	70.6	63.5	54.9	50.7	50.5
35°	736.3	706.2	532.1	126.0	72.8	65.6	57.7	49.1	41.5	38.0	37.8
37.5°	806.7	770.3	487.0	90.1	65.3	56.5	47.0	37.5	31.8	29.6	29.4
40°	898.0	844.7	422.6	73.0	58.2	47.7	36.2	29.0	25.2	23.4	23.6
42.5°	1007.6	924.4	345.4	63.0	51.4	39.2	28.3	22.9	20.4	19.2	18.8
45°	1129.4	1003.1	264.4	56.1	44.5	31.7	22.2	18.1	16.2	15.5	15.5
47.5°	1263.3	1079.6	193.5	50.1	37.1	24.5	17.8	14.8	13.2	12.7	12.5
50°	1384.9	1132.7	139.5	43.8	30.4	19.4	14.4	12.3	11.3	10.6	10.6
52.5°	1486.2	1149.5	102.8	36.9	24.6	15.5	12.0	10.6	9.5	9.0	9.0
55°	1575.4	1142.6	76.4	30.4	19.9	12.7	10.2	9.0	8.1	7.6	7.6
57.5°	1660.9	1120.4	57.0	24.8	16.0	10.2	8.6	7.6	6.7	6.3	6.3
60°	1730.8	1083.5	42.4	20.1	12.8	8.3	7.2	6.2	5.5	4.9	4.9
62.5°	1787.4	1042.7	31.1	16.5	10.2	6.5	5.6	5.1	4.0	3.5	3.5
65°	1787.8	974.9	23.4	13.7	7.9	5.1	4.2	4.0	2.6	2.1	1.9
67.5°	1658.5	840.5	17.9	11.8	6.2	3.9	3.2	3.3	1.4	0.9	0.7
68°	1611.5	806.4	16.9	11.6	5.8	3.7	3.0	3.3	1.2	0.7	0.5
70°	1358.7	641.5	13.5	11.3	5.1	2.8	2.5	3.3	1.1	0.5	0.4
72.5°	869.0	372.3	10.0	9.0	3.9	2.1	1.6	3.0	1.1	0.4	0.2
75°	369.8	115.4	6.9	6.3	2.3	1.6	1.1	1.9	0.7	0.2	0.0
77.5°	77.9	26.0	4.0	3.9	1.6	1.1	0.7	0.5	0.2	0.0	0.0
80°	20.1	7.6	2.1	1.9	0.9	0.5	0.4	0.0	0.0	0.0	0.0
82.5°	6.3	3.0	1.2	0.9	0.4	0.0	0.0	0.0	0.0	0.0	0.0
85°	3.2	1.8	0.7	0.4	0.0	0.0	0.0	0.0	0.0	0.0	0.0
87.5°	1.8	0.5	0.2	0.0	0.0	0.0	0.0	0.0	0.0	0.0	0.0
90°	0.0	0.0	0.0	0.0	0.0	0.0	0.0	0.0	0.0	0.0	0.0

Signify Classified - Internal
Cooper Lighting Solutions Photometric Lab
1121 Highway 74 South
Peachtree City, GA 30269

Scaled Data Report



Report Generated By 670245982

Signify Classified - Internal
Cooper Lighting Solutions Photometric Lab
1121 Highway 74 South
Peachtree City, GA 30269

Scaled Data Report



Signify Classified - Internal
Cooper Lighting Solutions Photometric Lab
1121 Highway 74 South
Peachtree City, GA 30269

Scaled Data Report



Signify Classified - Internal
Cooper Lighting Solutions Photometric Lab
1121 Highway 74 South
Peachtree City, GA 30269

Scaled Data Report



Signify Classified - Internal
Cooper Lighting Solutions Photometric Lab
1121 Highway 74 South
Peachtree City, GA 30269

Scaled Data Report



--- HS — SS

Signify Classified - Internal
Cooper Lighting Solutions Photometric Lab
1121 Highway 74 South
Peachtree City, GA 30269

Scaled Data Report



u

Signify Classified - Internal
Cooper Lighting Solutions Photometric Lab
1121 Highway 74 South
Peachtree City, GA 30269

Scaled Data Report



Signify Classified - Internal
Cooper Lighting Solutions Photometric Lab
1121 Highway 74 South
Peachtree City, GA 30269

Scaled Data Report



(END OF REPORT)